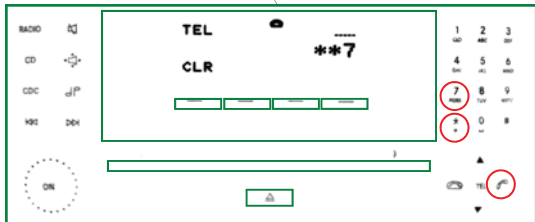


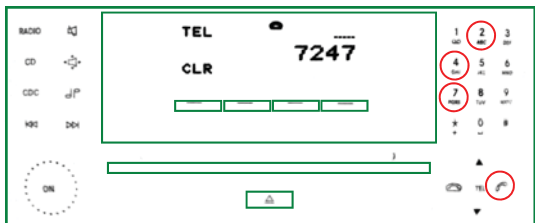
Mercedes USB Media Interface

Pairing to cars with single line Head Unit display

When in phone only mode press Tel button and dial **7 then press SEND



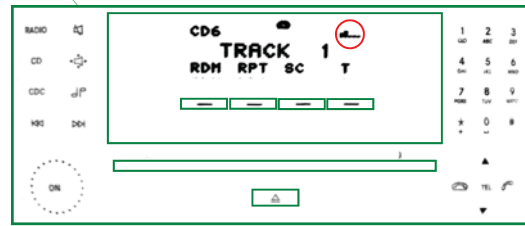
Some head units does not allow * dialing so alternative way for pairing is dialing "DIAL" or 7247 then press SEND



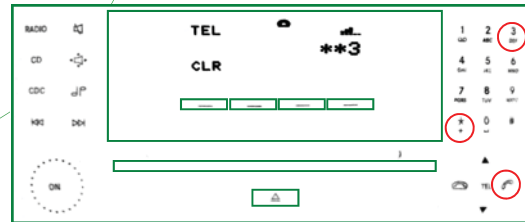
On your phone search for the accessory audio device "Carmedia" and select to pair. The default pairing code is "0000".



After successful pairing the phone signal strength bars will be shown at the upper right corner of the head unit.



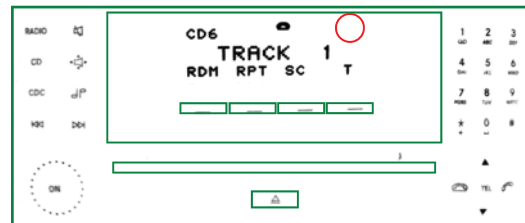
To delete Bluetooth pair press Tel button and dial **3 then press SEND



Some head units does not allow * dialing so alternative way for pairing is dialing "DEL" or 335 then press SEND



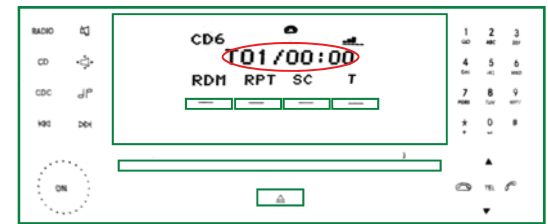
After the pairing is deleted the phone signal strength bars will disappear from the upper right corner of the head unit.



When the head unit is in **full featured** or **wireless only** mode to start the pairing make sure that CD6 and Track 1 are displayed on the Screen.



Press and hold "SEEK+" until the time of the track is shown. Press and hold "SEEK +" again until T01 is shown followed by track time. Then a message will sound: "Please select the hands-free ... and enter pin code 0000".



Pairing is completed with the announcement "Phone connected" and the display shows the phone signal bars.



Press dial button to dial the phone voicemail and check voice mail messages.

